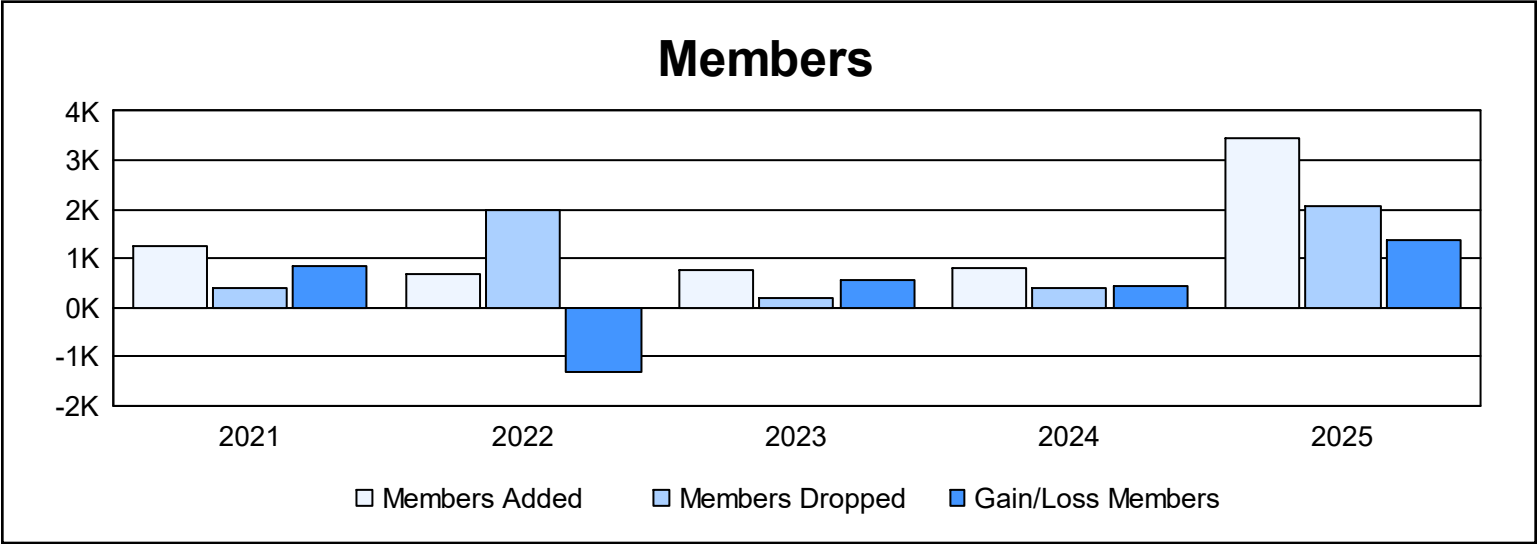
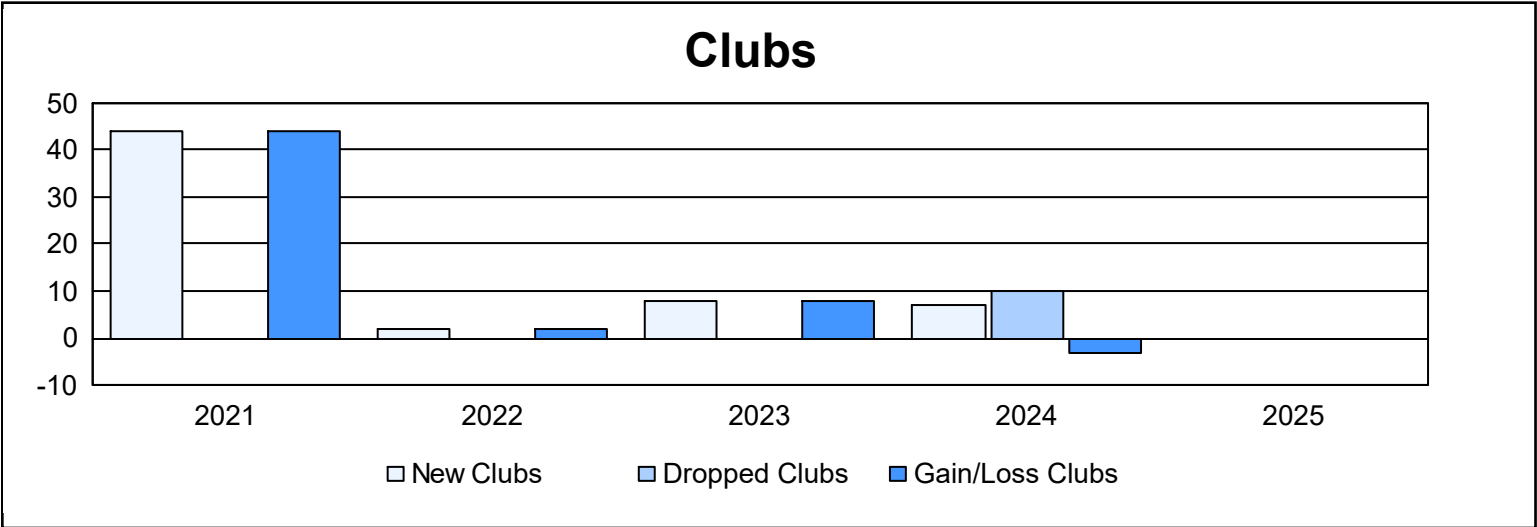
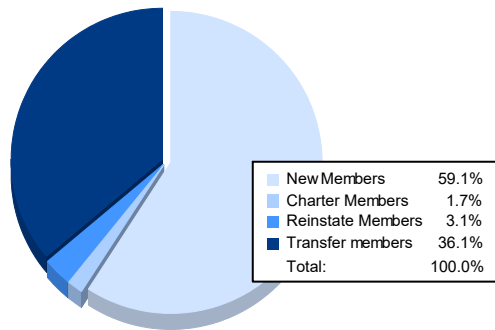


Year	New Clubs	Dropped Clubs	Gain/ Loss Clubs	New Members	Charter Members	Reinstate Members	Transfer Members	Total Member Added	Total Members Dropped	Gain/ Loss Members
2020-2021	44	0	44	303	922	6	1	1,232	386	846
2021-2022	2	0	2	384	91	22	168	665	1,989	-1,324
2022-2023	8	0	8	453	281	18	17	769	199	570
2023-2024	7	10	-3	626	144	35	7	812	376	436
2024-2025				2,040	60	106	1,245	3,451	2,063	1,388
Average	15	3	13	761	300	37	288	1,386	1,003	383



### Membership Composition June 2025 Cumulative



### Gender Composition June 2025 Cumulative

